

THIS DRAWING IS UNPUBLISHED.

RELEASED FOR PUBLICATION

AUGUST , 2006.

© COPYRIGHT 2006 By --

ALL RIGHTS RESERVED.

- NOTES:
- 1

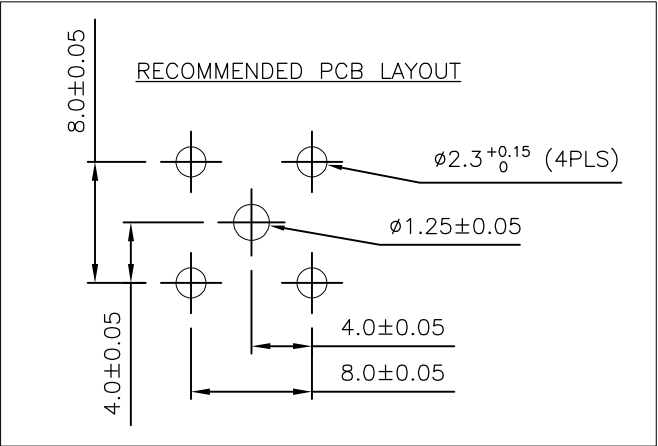
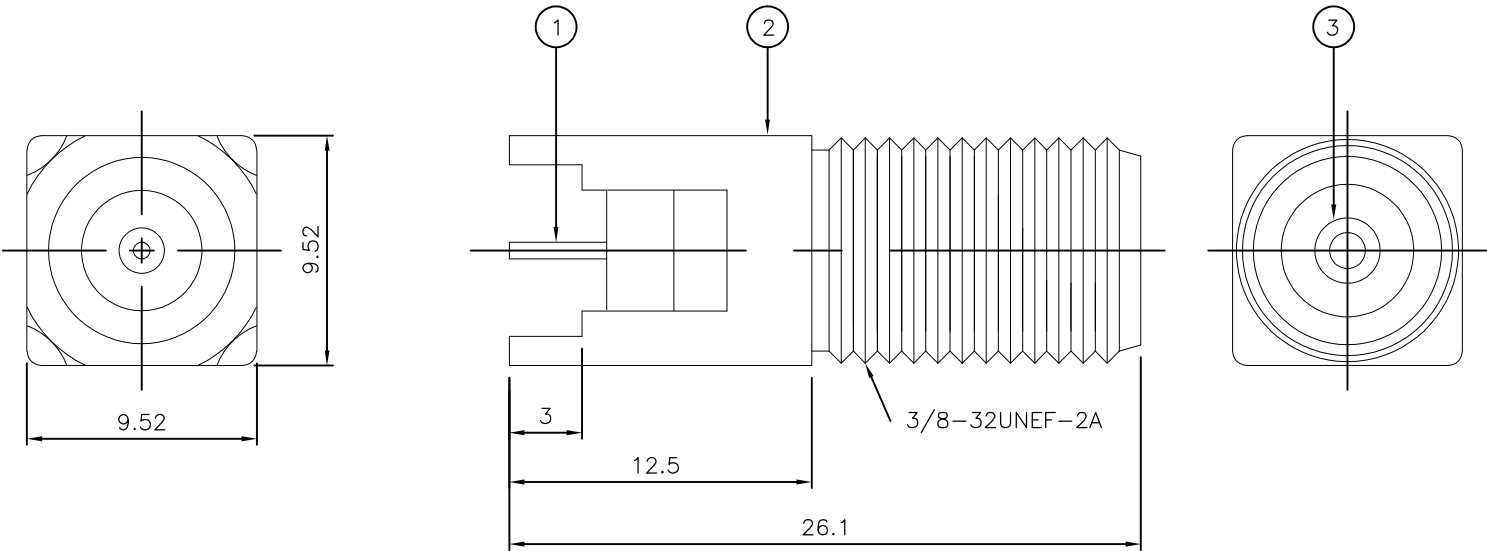
PACK IN ACCORDANCE WITH AMP SPEC 107-3275
- 2

100 TRAY PACK IN ACCORDANCE WITH AMP SPEC 107-3275
- 3



Sn PLATING
- 4

Ni PLATING
- 5 FOR TECHNICAL DATA REFER TO YOUR LOCAL TYCO ELECTRONICS SALES OFFICE
- 6 ALL DIMENSIONS ARE NOMINAL FOR REFERENCE ONLY UNLESS OTHERWISE STATED

LOC	DIST	REVISIONS				
		P	LTR	DESCRIPTION	DATE	DWN APVD
E	B		C	REVISED PER ECO-09-003420	14FEB09	ANSBOB
			D	REVISED PER ECO-11-021675	02NOV11	TITANMARTIN



		1	1	PE	INSULATION	3
		1	1	ZINC <div>4</div>	BODY	2
		1		PHOSPHOR BRONZE <div>3</div>	CONTACT	1
		5--1	5--0	MATERIAL	DESCRIPTION	ITEM
		<div>1</div>	<div>2</div>			
QUANTITY PER ASSY				PARTS LIST		

THIS DRAWING IS A CONTROLLED DOCUMENT.		DWN ANSON 14FEB09		<div>TE Connectivity</div>				
		CHK RITA ZUO 14FEB09						
DIMENSIONS: mm		TOLERANCES UNLESS OTHERWISE SPECIFIED:  0 PLC ± 0.5 1 PLC ± 0.3 2 PLC ± 0.2 3 PLC ± — 4 PLC ± — ANGLES ± 0.3°		APVD BOB ZHAO 14FEB09		NAME		
				PRODUCT SPEC		F TYPE STRAIGHT PCB SOCKET 75 OHM — —		
				108-112000				
				APPLICATION SPEC				
				—				
MATERIAL		FINISH		SIZE	CAGE CODE	DRAWING NO	RESTRICTED TO	
SEE TABLE		—		A3	00779	C-1814825	—	
CUSTOMER DRAWING						SCALE	SHEET	REV
						NTS	1 OF 1	D