

H3-MACP-010250

5-1200MHz 75Ω 9dB Coupler

APPLICATIONS

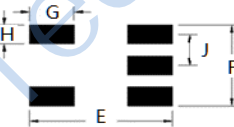
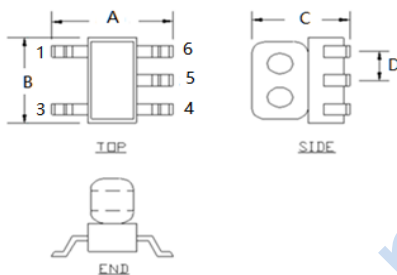
• Ideally suited for CATV Broadband applications.

FEATURES

- Surface mount
- 9dB Coupler
- RoHS compliant and Pb free
- Available on tape and reel

DIMENSIONS

Land Pattern



A	B	C
5.39	4.22	3.6±10%
D		
1.50		

E	F	G
6.13	3.91	1.92
H	J	
0.91	1.50	

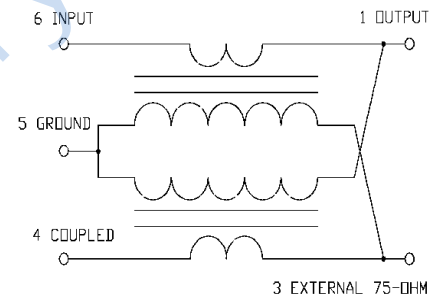
Unless otherwise stated dimensions are in mm

Tolerance: .xx ± 0.25, .xxx ± 0.05

ELECTRICAL SPECIFICATIONS@25°C:

Parameters (P#: ENA PORT)	frequency band	Min.	Typ.	Max.	Unit
Port Impedance, Z0(P1/P2/P3/P4)			75/75/75/75		Ohm
Coupling(pin6-4)	5 - 1200MHz	8.3	9.0	9.3	dB
Main Line Loss(pin6-1)	5 - 1200MHz		1.9	2.3	dB
Input Return Loss(pin6)	5 - 1200MHz	14	18		dB
Output Return Loss(pin1)	5 - 1200MHz	18	23		dB
Coupled Return Loss(pin4)	5 - 1200MHz	14	17		dB
Isolation(pin6-3)	5 - 50 MHz	25	28		dB
	50 - 1200 MHz	15	19		dB

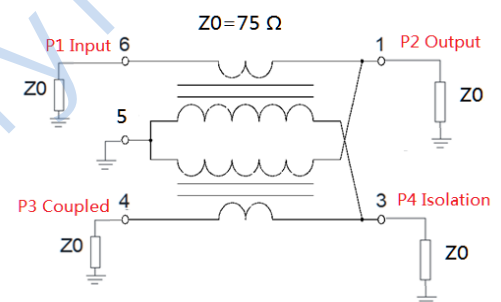
FUNCTIONAL SCHEMATIC



PIN CONFIGURATION

Pin No.	Function
1	Output
3	Isolated port (75 Ohm termination)
4	Coupled
5	Ground
6	Input

APPLICATION & TEST CIRCUIT



ABSOLUTE MAXIMUM RATINGS

Parameter	Value
Input RF Power	0.5W Max
DC Current	500mA Max
Operating Temperature Range	-40 to125°C

TEST CURVE

