

H3-MACP-011015

40-1250MHz 75Ω 8dB Coupler

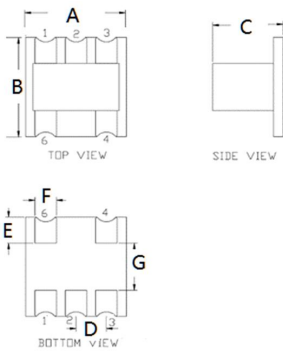
APPLICATIONS

- Ideally suited for CATV Broadband applications.

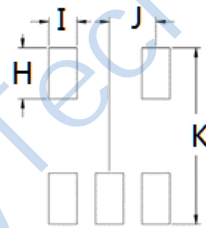
FEATURES

- Surface mount
- 8dB Coupler
- RoHS compliant and Pb free
- Available on tape and reel

DIMENSIONS



Land Pattern



A	B	C	D	H	I	J
4.30	4.30	2.65	1.27	1.40	0.76	1.27
E	F	G		K		
1.11	0.90	2.00		4.83		

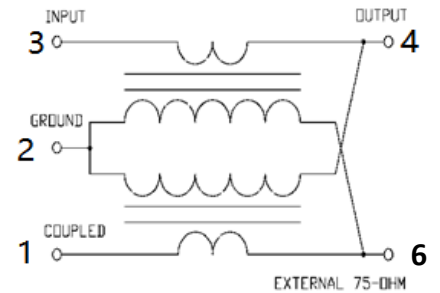
Unless otherwise stated dimensions are in mm

Tolerance: .xx ±0.25, .xxx ±0.05

ELECTRICAL SPECIFICATIONS@25°C:

Parameters (P#: ENA PORT)	frequency band	Min.	Typ.	Max.	Unit
Port Impedance, Z0			75		Ohm
Coupling	40 -1250 MHz	7.5	8.0	8.5	dB
Main Line Loss	40 - 870 MHz		1.5	1.9	dB
	870 - 1250 MHz		1.9	2.3	dB
Input Return Loss	40 -1250 MHz	17	19		dB
Output Return Loss	40 -1250 MHz	18	30		dB
Coupled Return Loss	40 -1250 MHz	17	20		dB
Directivity	40 - 500 MHz	15	18		dB
	500 - 1250 MHz	8	12		dB
Isolation	40 - 500 MHz	23	27		dB
	500 - 1250 MHz	16.5	21		dB

FUNCTIONAL SCHEMATIC



PIN CONFIGURATION

Pin No.	Function
1	Coupled
2	Ground
3	Input
4	Output
6	External 75 Ohm

ABSOLUTE MAXIMUM RATINGS

Parameter	Value
RF Power	250 mW Max
DC Current	30mA Max
Operating Temperature Range	-40 to 85°C
Storage Temperature	-40 to 85°C

TEST CURVE

