

A B C D E

1

2

3

4

5


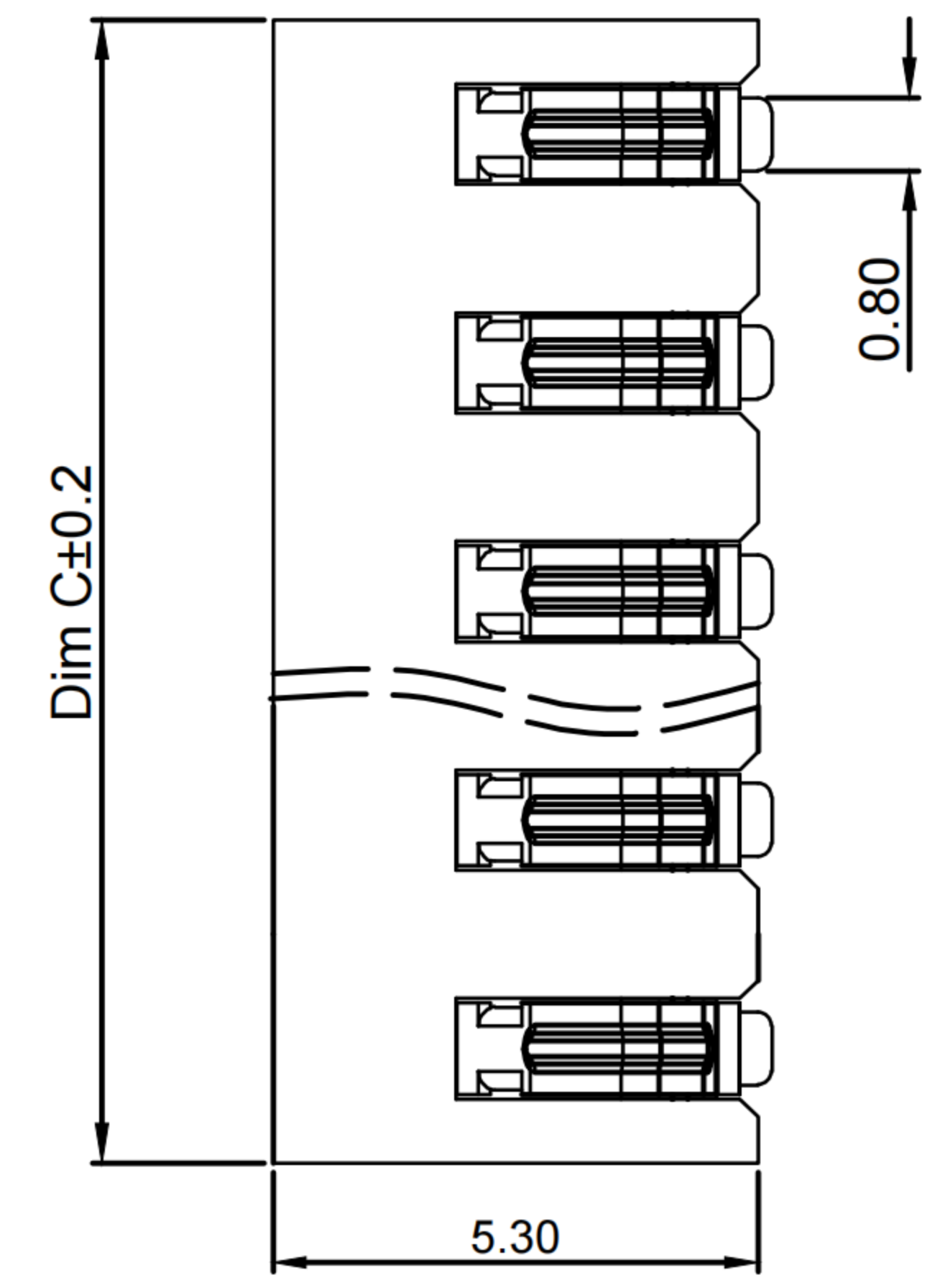
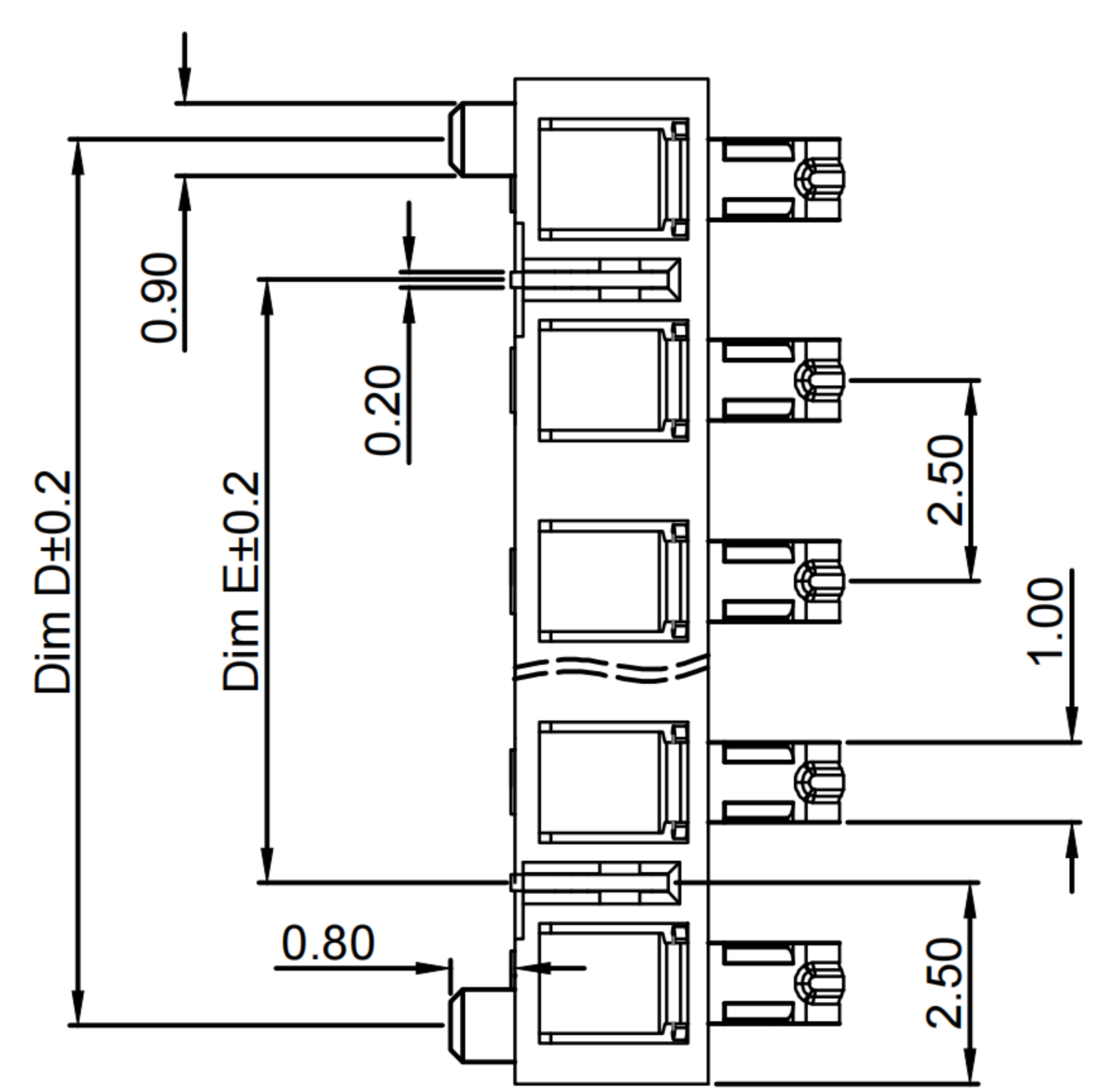
1

2

3

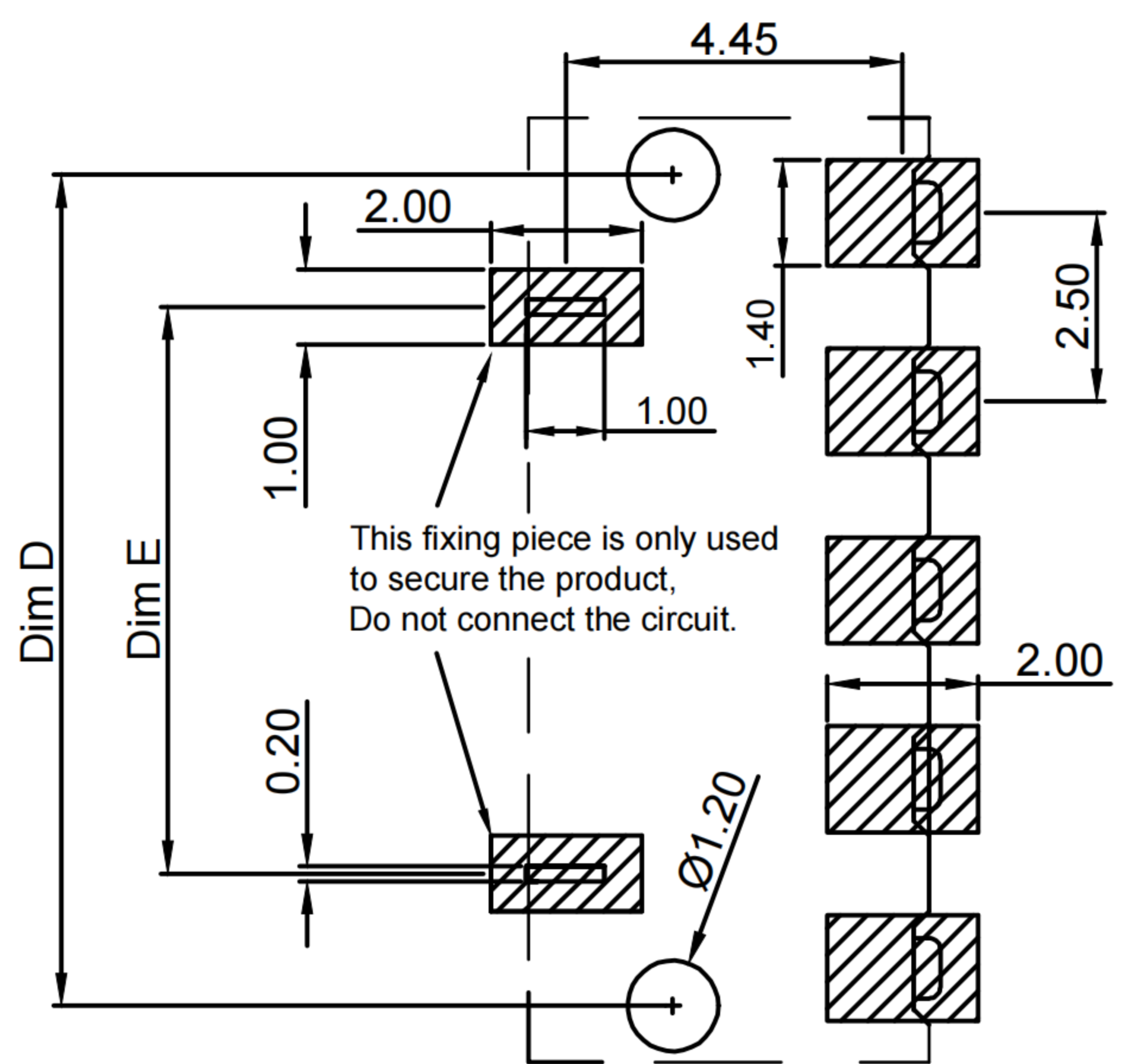
4

5


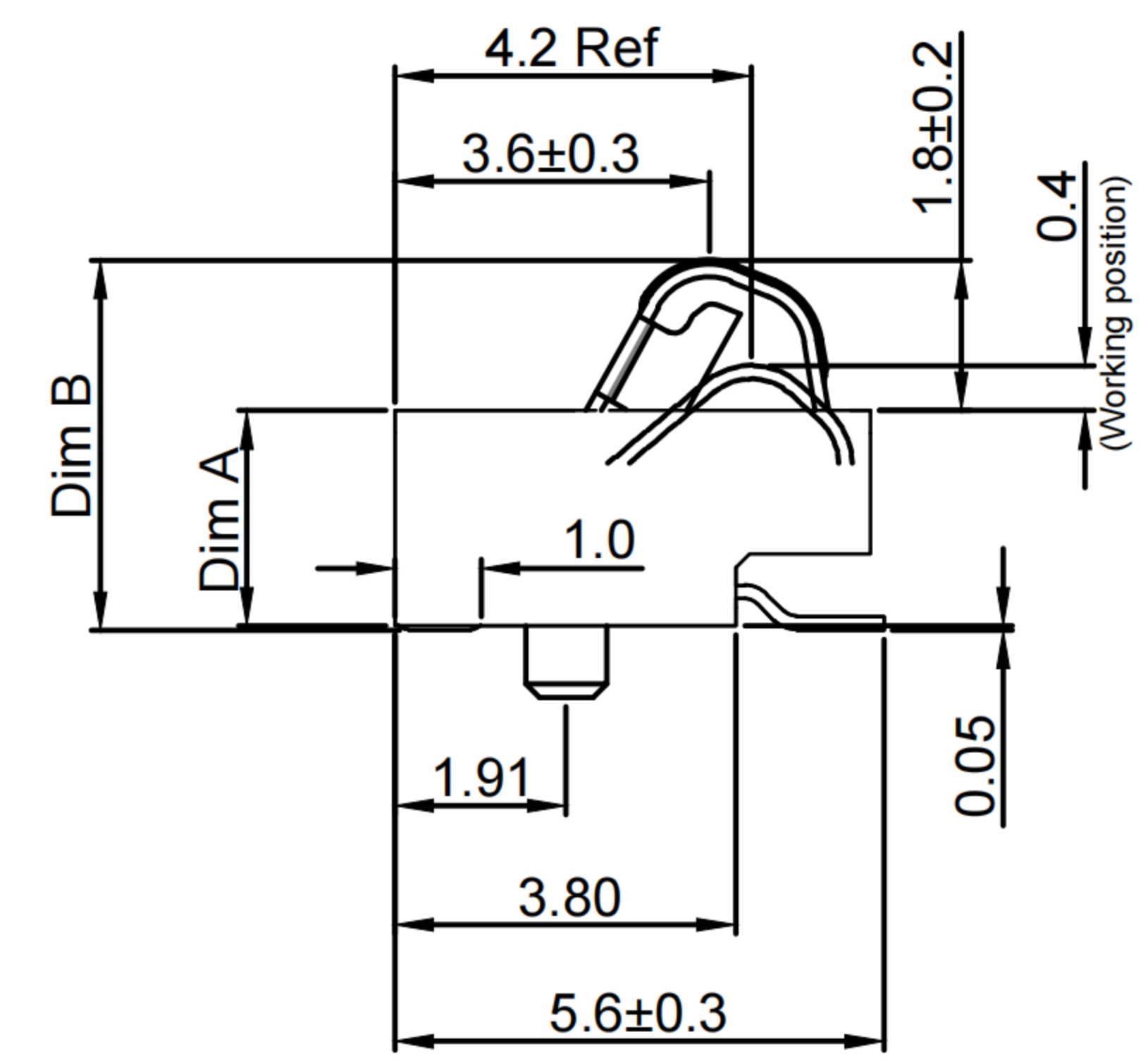
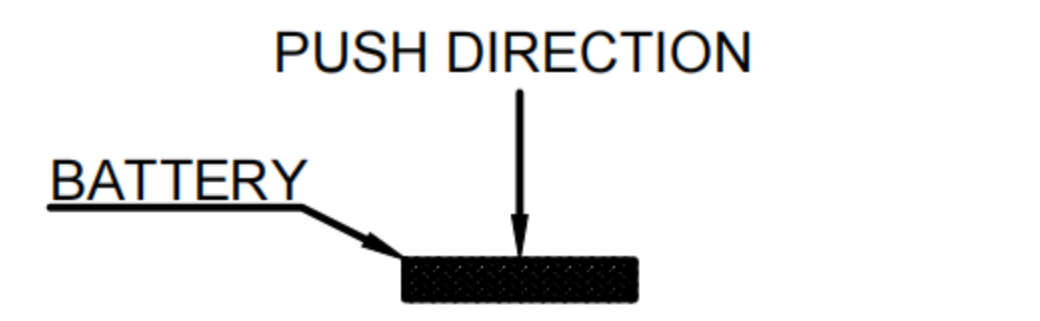


GT-BT P 250 XX - XXXX A - 010 A

G-Switch
Series
 BT: Battery
Type
 P: Plug
Pitch
 250=2.50
Pin Q'PY
 02=2Pin
 03=3Pin
 05=5Pin
Height
 0240=2.40
 0300=3.00
 0350=3.50
 0400=4.00
 0450=4.50
 0550=5.50



RECOMMENDED PCB LAYOUT
 TOLERANCE: ±0.05



G-Switch Specification:
 1.Current rating: 2A
 2.Rated Voltage: 12V DC
 3.Insulation resistance: 500MΩ min
 4.Contact resistance: 30mΩ max
 5.Dielectric strength: 500V RMS
 6.Operating temperature range: -40°C ~ +85°C

3	FIXED PIECE	COPPER ALLOY	Tin PLATING
2	CONTACT	PHOSPHOR BRONZE	Au ON CONTACT AREA
1	HOUSING	LCP,94V-0	BLACK
NO.	PART NAME	MATERIAL	REMARK

Ordering Information:

Circuit	DIM A	DIM B	DIM C	DIM D	DIM E	Circuit	DIM A	DIM B	DIM C	DIM D	DIM E				
2P	2.4	4.20±0.25	5.00	3.50		4P	4.0	5.80±0.25	10.00	8.50	5.00				
	3.0	4.80±0.25					4.5	6.30±0.25							
	3.5	5.30±0.25					5.5	7.30±0.25							
	4.0	5.80±0.25					5P	2.4				4.20±0.25	12.50	11.00	7.50
	4.5	6.30±0.25						3.0				4.80±0.25			
5.5	7.30±0.25	3.5	5.30±0.25												
3P	2.4	4.20±0.25	7.50	6.00	2.50	6P	2.4	4.20±0.25	15.00	13.50	10.00				
	3.0	4.80±0.25					3.0	4.80±0.25							
	3.5	5.30±0.25					3.5	5.30±0.25							
	4.0	5.80±0.25					4.0	5.80±0.25							
	4.5	6.30±0.25					4.5	6.30±0.25							
4P	2.4	4.20±0.25	10.00	8.50	5.00	5.5	7.30±0.25								
	3.0	4.80±0.25				2.4	4.20±0.25								
	3.5	5.30±0.25				3.0	4.80±0.25								



SCALE: 1:1 UNIT: mm
 SIZE: A4

Unless otherwise General Tolerance:
 X ±0.40
 X.x ±0.30
 X.xx ±0.20
 X° ±5°
 X.x° ±3°

Title: Vertical Pitch 2.5 Battery Conn
 SMT C×5.3×H(A)mm

Molde Code: GT-BTP250XX-XXXXA-010A

DRAWN	CHECKED	APPROVED	DATE
Xia	Chen	Chen	2023.12.28



REV: A0 SHEET: 1/1

A B C D E