

DC GEARED MOTORS

MG16B

RoHS compliant



■ PART NUMBER DESIGNATION

MG16B - 060 - A B - 00

Series name

Rated voltage

A : DC6 V B : DC12 V

Gear ratio

030 : 1/30 60 : 1/60 120 : 1/120
240 : 1/240 300 : 1/300

■ LIST OF PART NUMBER & SPECIFICATIONS

Gear Ratio	Rated Voltage	Part Number	Torque (m·Nm)			Speed (min ⁻¹) (Reference)		Current (mA)			Length (mm)		Weight (g) (Reference)
			Rated	Max.	Starting	No-Load	Rated	No-Load	Rated	Starting	Motor	Gear	
1/30	DC6 V	MG16B-030-AA-00	20	30	> 50	477	380	< 160	< 400	< 1600	35	14 (2 stage planetary gear)	25
	DC12 V	MG16B-030-AB-00						< 80	< 250	< 800			
1/60	DC6 V	MG16B-060-AA-00	40	60	> 100	213	160	< 160	< 400	< 1600	38	17 (2 stage planetary gear)	30
	DC12 V	MG16B-060-AB-00						< 80	< 250	< 800			
1/120	DC6 V	MG16B-120-AA-00	60	90	> 170	127	100	< 160	< 400	< 1600	41	20 (4 stage planetary gear)	35
	DC12 V	MG16B-120-AB-00						< 80	< 250	< 800			
1/240	DC6 V	MG16B-240-AA-00	120	180	> 350	53	40	< 160	< 400	< 1600	41	20 (4 stage planetary gear)	35
	DC12 V	MG16B-240-AB-00						< 80	< 250	< 800			
1/300	DC6 V	MG16B-300-AA-00	160	240	> 400	45	34	< 160	< 400	< 1600	41	20 (4 stage planetary gear)	35
	DC12 V	MG16B-300-AB-00						< 80	< 250	< 800			

※ Can also correspond to review for the rated voltage 24V, the gear ratios 1/15, 1/500, and 1/650.

MG16B

DC GEARED MOTORS

PERFORMANCE CURVES

(Figures in the table are typical values under rated operating condition.)

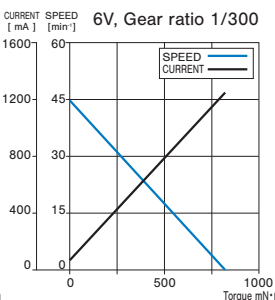
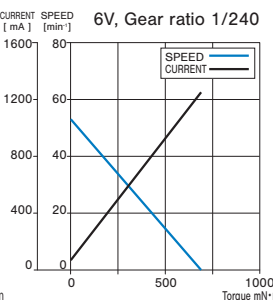
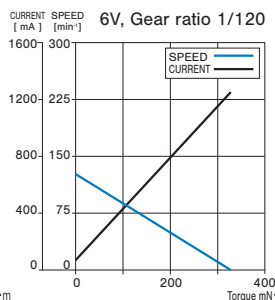
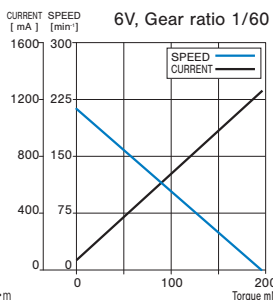
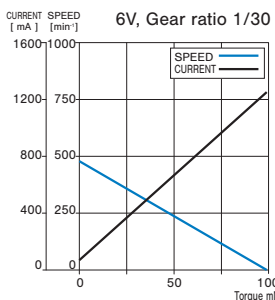
● MG16B-030-AA-00

● MG16B-060-AA-00

● MG16B-120-AA-00

● MG16B-240-AA-00

● MG16B-300-AA-00



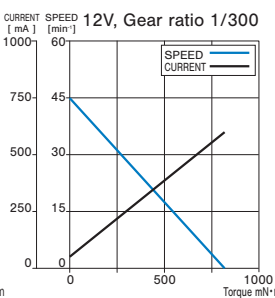
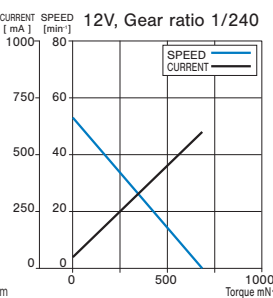
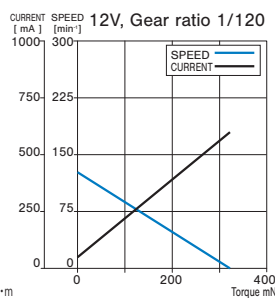
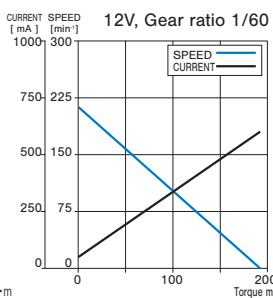
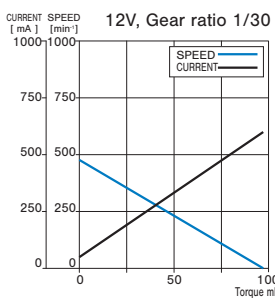
● MG16B-030-AB-00

● MG16B-060-AB-00

● MG16B-120-AB-00

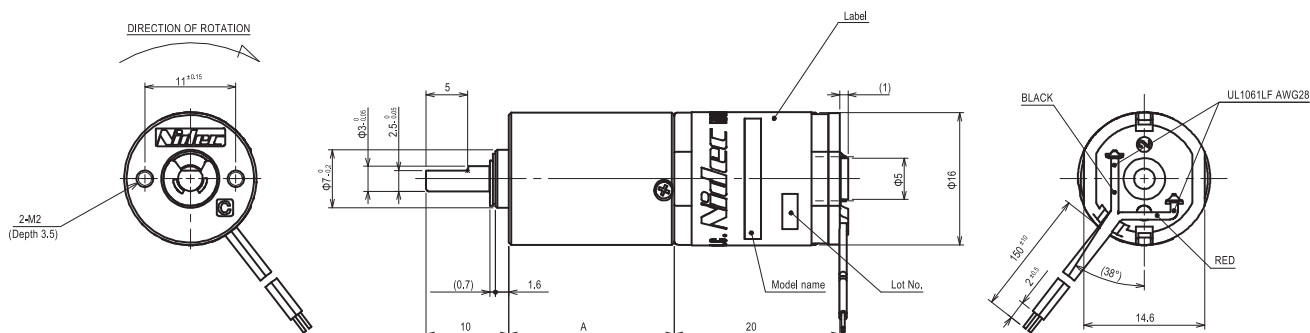
● MG16B-240-AB-00

● MG16B-300-AB-00



OUTLINE DIMENSIONS

(Unit: mm)



Mark A

Gear ratio	1/30	1/60	1/120	1/240	1/300
A	14	17	20		