

OCXO Model: OS560-10 series

Issue 2; 26th April 2022

Features

- Temperature stability to ± 5 ppb
- Very Low phase noise options
- Standard frequency range (1 to 150) MHz
- Low pre-aged options available
- The flexible nature of the design means that variations to suit almost any application can be developed to meet individual customer requirements

Option A

- Temperature stability : ± 5 ppb over (0 to $+50$) $^{\circ}$ C
- Output: CMOS 15pF, 45% 50% or Sinewave 0dBm
- Voltage: 3.3V 5.0V 12.0V
- Warm up Current: 750mA 470mA 270mA
- Quiescent current: 320mA 220mA 120mA

Option B

- Temperature stability : ± 10 ppb over (-20 to $+70$) $^{\circ}$ C
- Output: CMOS 15pF, 45% 50% or Sinewave 0dBm
- Voltage: 3.3V 5.0V 12.0V
- Warm up Current: 750mA 470mA 270mA
- Quiescent current: 320mA 220mA 120mA

Option C

- Temperature stability : ± 20 ppb over (-40 to $+70$) $^{\circ}$ C
- Output: CMOS 15pF, 45% 50% or Sinewave 0dBm
- Voltage: 3.3V 5.0V 12.0V
- Warm up Current: 750mA 470mA 270mA
- Quiescent current: 320mA 220mA 120mA

Phase Noise (typical)

- F_0+10 Hz -130 dBc/Hz
- F_0+100 Hz -150 dBc/Hz
- F_0+1 KHz -165 dBc/Hz
- F_0+10 KHz -175 dBc/Hz
- F_0+100 KHz -178 dBc/Hz

Values based on a 10MHz unit

Voltage / Load change

- $\pm 5\%$ supply voltage change: ± 2 ppb
- $\pm 10\%$ load change: ± 10 ppb

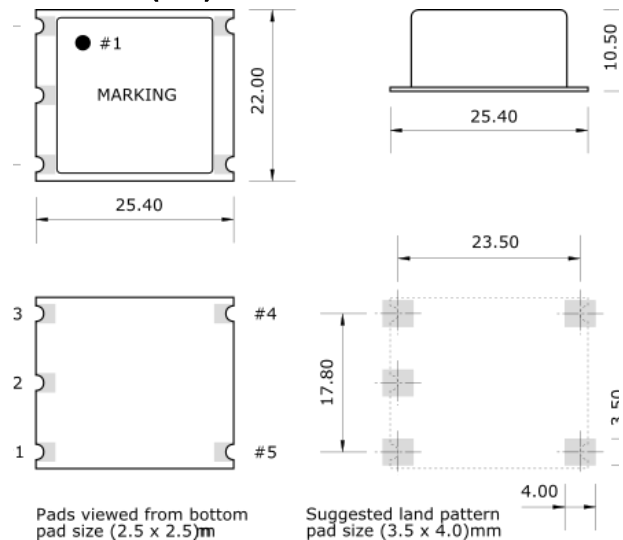
Ageing

Based on 10MHz unit after 30 days continuous operation:

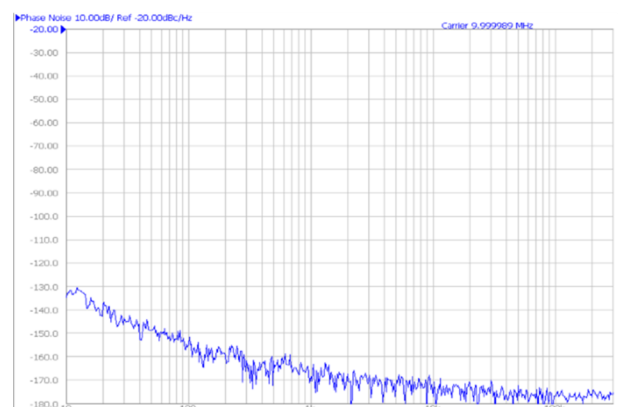
- Per day: ± 0.1 ppb max.
- Per year: ± 50 ppb max.



Dimensions (mm)



Phase Noise Plot



- Warm up time: 5 minutes to within 0.1 ppm

Voltage Trim:

- 0.5ppm minimum
- Trim impedance 50K Ω

Reference Options:

- 3V for 3.3V supply
- 4.5V for 5V supply
- 4.5V for 12V supply

Environmental

- Electrostatic-Sensitive Device (ESD)
- Storage Temperature Range: (-40 to +125) $^{\circ}$ C
- Mechanical shock: MIL standard 202F, method 213, condition J
- Thermal shock: MIL standard 202F, method 107, condition A
- Vibration: MIL standard 202F, method 204, condition B
- Solderability: 5 seconds maximum at 230 $^{\circ}$ C
- 3 seconds maximum at 350 $^{\circ}$ C

Compliance

- RoHS Status (2011/65/EU) - Compliant
- REACH Status - Compliant

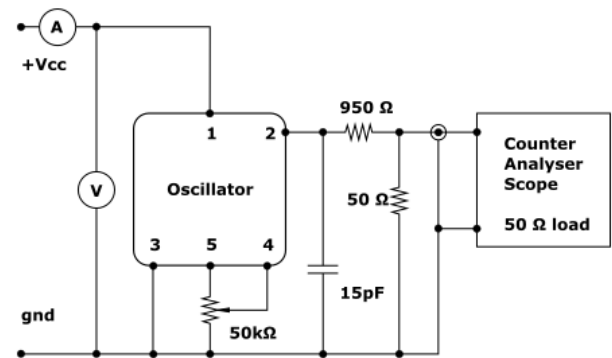
Packaging

- Pack Style: Bulk

Ordering Information

- Unique customer part number and custom specification issued with each application
- OCXO model: OS560-10
- Frequency: (1 to 150)MHz
- Stability/Output/Voltage Option :A, B or C
- Supply voltage code: V1= +3.3Vd.c. supply
- V2= +5Vd.c. supply
- V3= +12Vd.c. supply
- Add suffix (R) for Vref output on pin #5

Test Circuit - CMOS Load



Test Circuit - Sinewave

