

规格书

SPECIFICATION FOR APPROVAL

CUSTOMER/客户: _____

CUSTOMER P.N./客户物料号: _____

MODEL NO./产品型号: _____ **LRS-150-24** _____

PRODUCT NO./产品编号: _____ **150W 24V/6.25A** _____

SAMPLE DATE/送样日期: _____

CUSTOMER AUTHORIZED SIGNATURE/客户承认签核		

Please return to us one copy of "SPECIFICATION FOR APPROVAL" with you approved signature./客户确认签字，盖章后请回传一份承认书给我司。

拟制:	安规工程师:	项目工程师:	批准:
-----	--------	--------	-----

**** Table Of Content/目录 ****

1. Functional description/功能描述.....	3
2. SCOPE/简述.....	3
2.1. Description/产品类型.....	3
3. Input Characteristics/输入特性	3
3.1. Input Voltage & Frequency/输入电压与频率	3
3.2. Input AC Current/AC 输入电流.....	3
3.3. Inrush Current (cold start)/浪涌电流(冷启动).....	4
3.4. Type Efficiency/典型效率.....	4
3.5. Energy Consumption /空载功耗	4
4. Output Characteristics/输出特性.....	4
4.1. Static Output Characteristics <Vo & R+N>/静态输出特性	4
4.2. Line/ Load Regulation/线性/负载调整率	4
4.3. Turn - on Delay Time/开机延迟时间	4
4.4. Hold-up Time/关机维持时间.....	4
4.5. Rise Time/上升时间.....	4
4.6. Fall Time/下降时间.....	4
4.7. Output Overshoot / Undershoot/输出过冲/欠冲.....	4
4.8. Output Load Transient Response/输出负载瞬态响应.....	5
5. Protection Requirements/保护要求.....	5
5.1. Over Current Protection/过流保护.....	5
5.2. Short Circuit Protection/短路保护	5
5.3. Over Voltage Protection/过压保护	5
5.4. Over temperature protection/过温保护	5
6. Environment Requirements/环境要求	5
6.1. Operating Temperature and Relative Humidity/操作温/湿度要求.....	5
6.2. Storage Temperature and Relative Humidity/存储温/湿度要求	5
6.3. Sea level shall be low 2.000 meters/低于 2000 米.	5
6.4. Vibration/振动	5
7. Reliability Requirements/可靠性要求	6
7.1. Burn-in/老化	6
7.2. E-caps lifetime	7
7.3. MTBF :	7
8. EMI/EMS Standards/EMI/EMS 标准	7
8.1. EMI Standards/EMI 标准	7
8.2. EMS Standards/EMS 标准	8
9. Safety Standards/安规标准	8
10. Mechanical Outline Drawing/外观示意图	9

变更记录

NO.	日期 Date	变更内容 Revision History	版本 Rev.	Page
1	2022-9-16	变更 LF1.LF2 共模为立式磁环	A2	
2	2022-9-16	增加 BD1 桥堆散热片	A2	

1. Functional description/功能描述

LRS-150-24 is a 150W output closed-type power supply with a 30mm thin design and a wide input voltage range of 90 ~ 264Vac. The output voltage is single channel 24V, and the peak efficiency is as high as 90%. It is designed with an aluminum casing for good heat dissipation. The power supply has a variety of protection functions, such as input under-voltage protection, output over-current protection, output over-voltage protection and temperature protection. It conforms to the harmonics requirement of EN 61000-3-2. It provides a high performance and cost-effective solution for various engineering applications.

LRS-150-24 是一款 150W 24V 输出封闭型电源供应器, 具有 30mm 薄外型设计, 宽输入电压范围 90~264Vac。输出电压为 24V, 峰值效率高达 90%; 采用铝外壳设计且具有很好的散热效果。该电源具有多种保护功能, 如输入欠压保护、输出过流保护、输出过压保护; 符合 EN61000-3-2 谐波要求; 为各种工程应用提供了一个高性能和高性价比的解决方案。

2. SCOPE/简述

The document details the electrical, mechanical and environmental specifications of a SMPS, the power supply provides 150W continuous output power.

资料详细描述了一款 150W (连续输出功率) 开关电源的电气性、结构性及环境等要求。

The power supply shall meet the RoHS requirement.

此款电源符合 RoHS 要求。

2.1. Description/产品类型

SMPS Adaptor(Wall mount)/插墙式适配器

SMPS Adaptor(Desk-top)/桌面型适配器

Open Frame/开放式结构

SMPS Unit (With Case)/带铝壳型

Others/其他

3. Input Characteristics/输入特性

3.1. Input Voltage & Frequency/输入电压与频率

The range of input voltage is from 90Vac to 264Vac single phase, switching the input voltage through a switch.

输入电压范围: 从 90Vac 到 264Vac。

Items	Min/最小	Nom/额定值	Max/最大
Input Voltage/输入电压	90 Vac	100~240 Vac	264 Vac
Input Frequency/输入频率	47 Hz	50~60 Hz	63 Hz

3.2. Input AC Current/AC 输入电流

Input Voltage/输入电压	115Vac	230Vac	Full load
Input AC Current/AC 输入电流	3.0A Max	2A Max	Full load

3.3. Inrush Current (cold start)/浪涌电流(冷启动)

The energy of inrush current should not be over the I^2T of fuse & bridge diodes.
冷启动时，浪涌能量不能超过整流桥和保险丝的 I^2T ，且不能有损坏。

3.4. Type Efficiency/典型效率

86% min.(average efficiency). @115Vac/60Hz input .

90% min.(average efficiency). @230Vac/50Hz input.

输入电压 115V/60Hz 时，平均效率不低于 86%。

输入电压 230V/50Hz 时，平均效率不低于 90%。

3.5. Energy Consumption /空载功耗

No load Consumption $\leq 0.7W$ (230Vac/50Hz).

在额定输入 230Vac/50Hz 时,空载功耗 $\leq 0.7W$ 。

4. Output Characteristics/输出特性

4.1. Static Output Characteristics <Vo & R+N>/静态输出特性

Output	Rated Load/额定负载		Output Range	R+N	Remark
	Min. Load	Rate.Load			
Rate			输出电压范围	纹波与噪声	备注
+24V	0.0A	6.25A	22.8V ~ 25.2V	200mVp-p	

Ripple & Noise: Measurement is done by 20MHz bandwidth oscilloscope and the output paralleled a 0.1uF ceramic capacitor and a 10uF electrolytic capacitor. (test under the condition of rated input and rated output).

纹波与噪声：量测时示波器选用 20MHz 带宽限制,输出端要并联一颗 0.1uF 的陶瓷电容和一颗 10uF 的电解电容。(在额定输入及输出的条件下检测)。

4.2. Line/ Load Regulation/线性/负载调整率

Output	Load Condition/负载条件		Line Regulation	Load Regulation	Remark
	Min. Load	Rate.Load			
Rate			线性调整率	负载调整率	备注
+ 24V	0.0A	6.25A	$\pm 3\%$	$\pm 3\%$	峰值 8A

4.3. Turn - on Delay Time/开机延迟时间

3S max. @115Vac to 230Vac input & Full load.

输入电压 115Vac to 230Vac 满载时，开机延迟时间不超过 3S。

4.4. Hold-up Time/关机维持时间

10mS min. @ Full load &115Vac/60Hz input turn off at worst case.

输入电压 115Vac/60Hz 满载时，关机时间最差情况不小于 10 毫秒。

10mS min. @ Full load &230Vac/50Hz input turn off at worst case.

输入电压 230Vac/50Hz 满载时，关机时间最差情况不小于 10 毫秒。

4.5. Rise Time/上升时间

80 mS max. @ Full load &115Vac/60Hz and 230Vac/50Hz input.

在 115Vac/60Hz 和 230Vac/50Hz 输入满载时，上升时间不超过 80 毫秒。

4.6. Fall Time/下降时间

30 mS max. @ Full load.

满载时，下降时间不超过 30 毫秒。

4.7. Output Overshoot / Undershoot/输出过冲/欠冲

10 % max. When the power on or off, when it is the full input voltage and full load.

开关机时，输出过冲/欠冲均不大于 10%。

4.8. Output Load Transient Response/输出负载瞬态响应

Output voltage within 22.8V ~ 25.2V for load step from 25% to 50% to 25%,50% to 75% to 50% R/S: 0.25A/uS, Transient Response Recovery Time :200uS, Dynamic response overshoot 10%.

输出电压在 22.8V ~ 25.2V 之间,负载变化: 从 25% to 50% to 25%, 50% to 75% to 50%斜率: 0.25A/uS, 动态响应恢复时间: 20mS, 动态响应过冲±10%。

5. Protection Requirements/保护要求

5.1. Over Current Protection/过流保护

Over Power Point Limited: 105%~150% Full load (@115/230Vac)

过流保护点限制:105%~150% 满载 (115~230Vac)

The output shall hiccup when the over current applied to the output rail, and shall be self-recovery when the fault condition is removed.

当过流作用于输出时，输出将锁死，当故障情况消除时，重新启动恢复。

5.2. Short Circuit Protection/短路保护

The input power shall decrease when the output short.the power supply shall no damage, and shall be auto-recovery when the fault condition is removed.

当输出短路时，输入功率应减小。电源不应损坏，故障排除后重新启动恢复。

5.3. Over Voltage Protection/过压保护

In the case of 90 ~ 264Vac input space time load and full load,27V < OVP < 22V, and can not be damaged.

在 90~264Vac 输入时空载和满载情况下，输出过压保护大于 27V,小于 22V, 且不能损坏。

5.4. Over temperature protection/过温保护

When the temperature exceeds 110±5°C, turn off the output voltage and automatically recover when the temperature drops to 75°C.

当温度超过 110±5°C时，关闭输出电压，温度下降到 75°C后自动恢复。

6. Environment Requirements/环境要求

6.1. Operating Temperature and Relative Humidity/操作温/湿度要求

Operating temperature:-30°C to +70°C

工作温度: -30°C to +70°C

Operating Relative humidity:10%RH to 90%RH

工作湿度: 10%RH to 90%RH

6.2. Storage Temperature and Relative Humidity/存储温/湿度要求

Storage Temperature:-40°C to +80°C

储存温度: -40°C to +85°C

Storage relative humidity:10%RH to 95%RH non-condensing

存储湿度: 10%RH to 95%RH

6.3. Sea level shall be low 2.000 meters/低于 2000 米.

6.4. Vibration/振动

10 to 500Hz sweep at a constant acceleration of 2.0G(Displacement amplitude:

3.5mm), 10 minutes per cycle, 60 minutes on the X, Y and Z axis.

以 2.0G 恒定加速度(位移幅值:3.5mm)扫频 10 - 500Hz, 每循环 10 分钟, X、Y、Z 轴 60 分钟。

7. Reliability Requirements/可靠性要求

7.1. Burn-in/老化

The power supply shall be burn-in for 2 Hours under rated input and 80% Full load at 40°C

±5°C.

电源在 40°C ±5°C 额定输入、80%满负荷情况下老化 2 小时。

7.2. E-caps lifetime

The E-caps used in this power supply must be with lifetime of 3 years @ 25°C of full load. @ 200Vac / 60Hz and / or 240Vac / 50Hz.

本电源使用的电解电容寿命必须在 25°C 满负荷时使用寿命为 3 年。@ 200Vac / 60Hz 和/或 240Vac / 50Hz。

7.3. MTBF :

≥200 K Hrs MIL-HDBK-217F (25°C).

平均无故障时间 20 万小时以上, 标准 MIL-HDBK-217F (25°C)。

8. EMI/EMS Standards/EMI/EMS 标准

8.1. EMI Standards/EMI 标准

EMI	Standards	Margin Measurements
Radiated Emission	EN55032 EN55035 GB/T9254 GB17625.1	≥3dB
Conduction Emission	EN55032 EN55035 GB/T9254 GB17625.1	≥3dB

8.2. EMS Standards/EMS 标准

8.2.1. EN 61000-4-2, electrostatic discharge (ESD) requirement/静电抗扰度要求

Discharge characteristic/静电规格	Test level/测试条件	Test criteria/测试标准
Air discharge/空气放电	+/- 8KV	A
Contact discharge/接触放电	+/- 4KV	A

8.2.2. EN 61000-4-3, radiated electromagnetic field susceptibility(rs)/辐射骚扰场强

Test level/测试条件	Test criteria/测试标准
10V/m (r.m.s)	A
30-1000MHz, 80% AM(1KHz) sine-wave	

8.2.3. EN 61000-4-4, electric fast transients (burst) immunity requirement/电快速瞬变脉冲群

Coupling/测试端口	Test level/测试条件	Test criteria/测试标准
AC-input/交流输入	0.5KV	A
AC-input/交流输入	1KV	A

8.2.4. EN 61000-4-5, surge capability requirement/浪涌抗扰度要求

Surge voltage/雷击电压	Test criteria/测试标准
Common mode/共模 +/- 2KV	A
Differential mode/差模 +/- 4KV	

8.2.5. EN 61000-4-6, Induced radio frequency fields conducted disturbances immunity

requirement/电源端子传导骚扰实验

Test level/测试条件	Test criteria/测试标准
3V	A
0.15-30 MHz,80%AM(1KHz)	

8.2.6. Assessment criteria /评估标准

Acceptance criteria 可接受标准	Performance 性能
A	Agreed operational behavior within the specified limits 性能不允许变化；如果性能会发生变化，则变化的范围在产品规格书规定的范围内。
B	Time limited functional diminishment or malfunction during the tests is permitted. The function is self-reactivated by the unit following completion of the tests. 设备在测试过程中,性能降低允许在产品规格书要求范围内,干扰消除后,设备能恢复正常,不允许出现复位和任何方式的人工干预。
C	Malfunction is permitted .The function can be reactivated either by reconnection to the mains or by operator intervention. 在测试过程中，设备允许出现业务中断，测试完毕后允许自行恢复或者人工干预恢复（包括硬件上干预）；测试中只允许初级防护器件损坏，并且更换损坏的初级防护器件后，设备能恢复正常

9. Safety Standards/安规标准

9.1. Dielectric Strength(Hi-pot)/介电耐压强度(高压)

I/P- O/P: 3KVac / 5mA max. / 60 second .

输入对输出: 3KVac / 5mA max. / 60 秒.

I/P-FG: 2KVac / 5 mA max. / 60 second .

输入对地: 2KVac / 5 mA max. / 60 秒

O/P-FG: 0.5K Vac / 5 mA max. / second.

输出对地: 0.5KVac / 5 mA max. / 60 秒.

9.2. Leakage Current/漏电流

3.5mA max. at 250Vac / 50Hz.

输入 250V AC,漏电流小于 3.5mA。

9.3. Insulation Resistance/绝缘阻抗

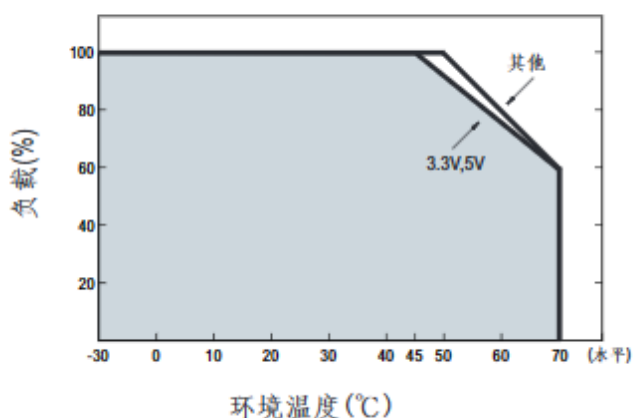
I/P-O/P, I/P-FG, O/P-FG:100M Ohms / 500VDC / 25°C/ 70% RH

输入对输出、输入对地、输出对地, 在 25°C 70%的湿度分别施加 500Vdc 进行测试, 阻抗大于 100 兆欧姆.

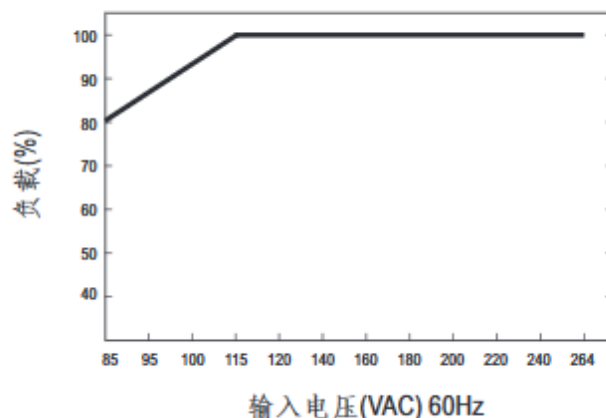
9.4. Regulatory Standards/安规标准

Type/安规	Country/国家	Standard/标准	State/状况	Note/备注
CE	Europe	EN62368-1	Meet	
FCC	Europe	EN62368-1	Meet	

■ 减额曲线

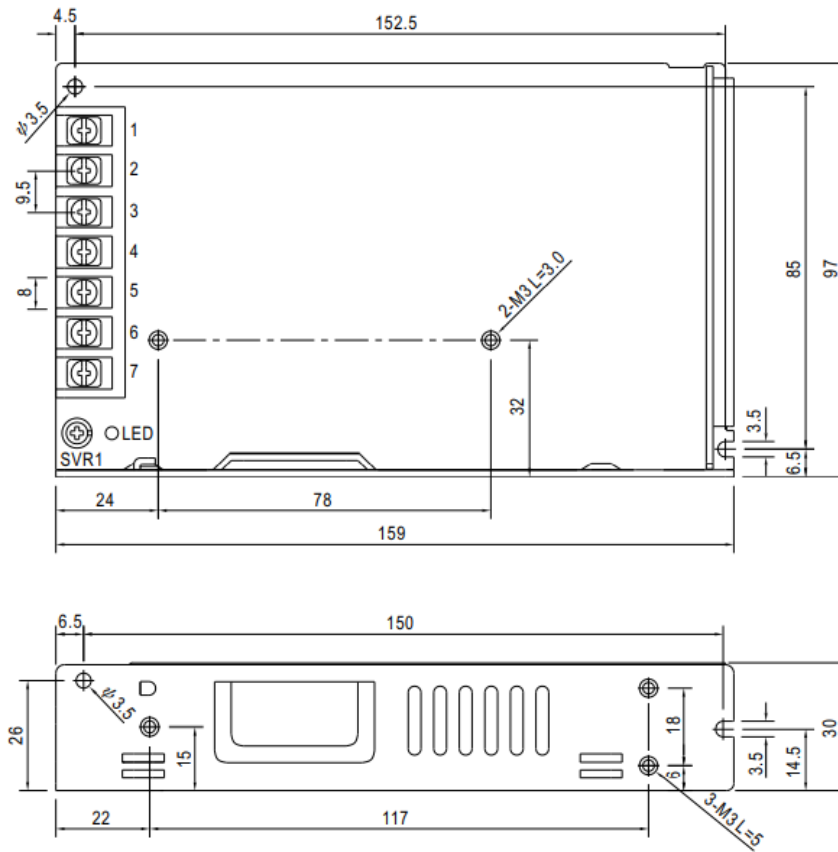


■ 静态特性曲线



10. Mechanical Outline Drawing/外观示意图

159L*98W*30H mm



珠海励至科技有限公司
邮箱: Sales@lyztec.com
座机: 0756-6358688/
电话: 13825606075
网址: www.lyztec.com