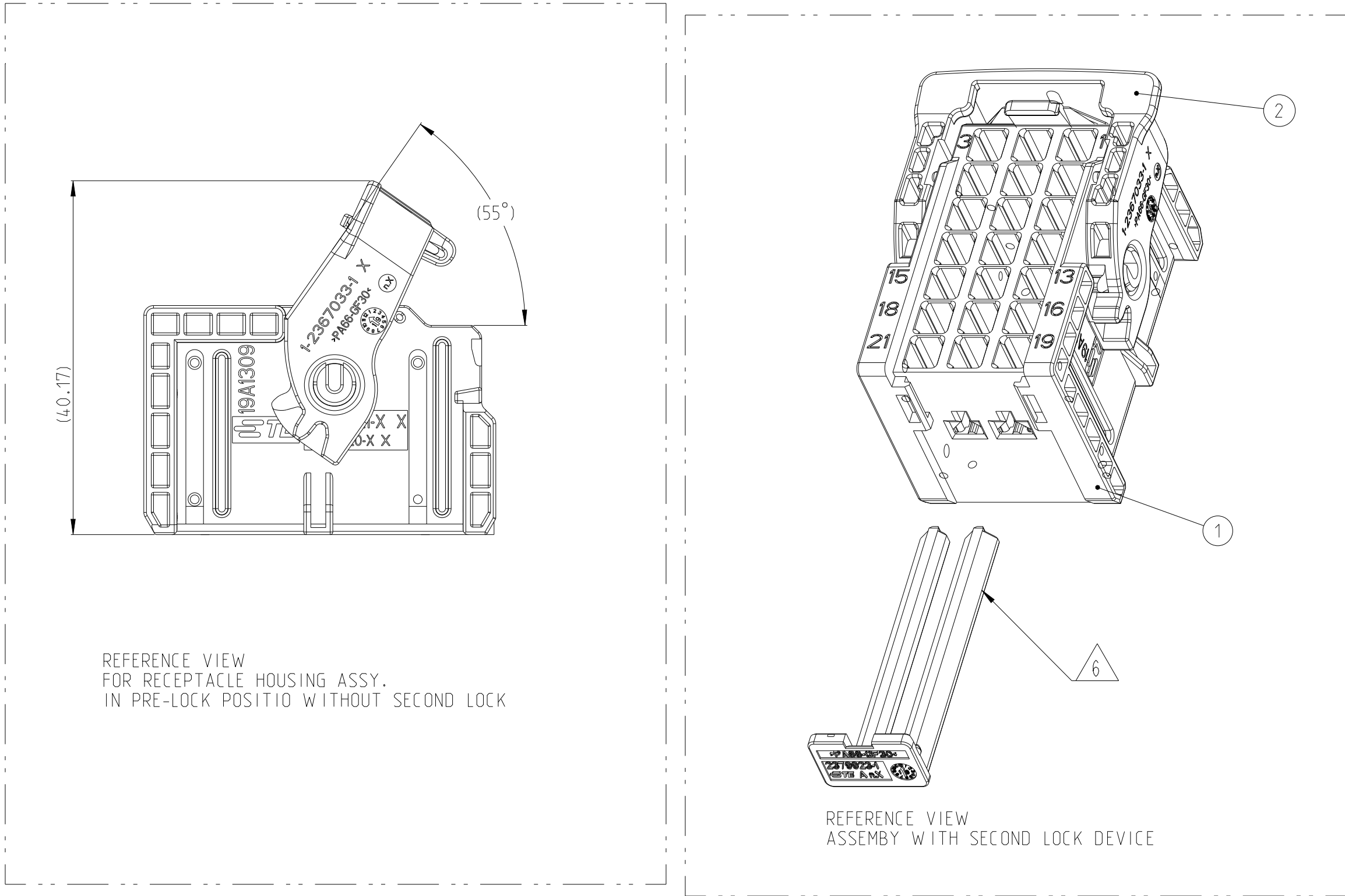
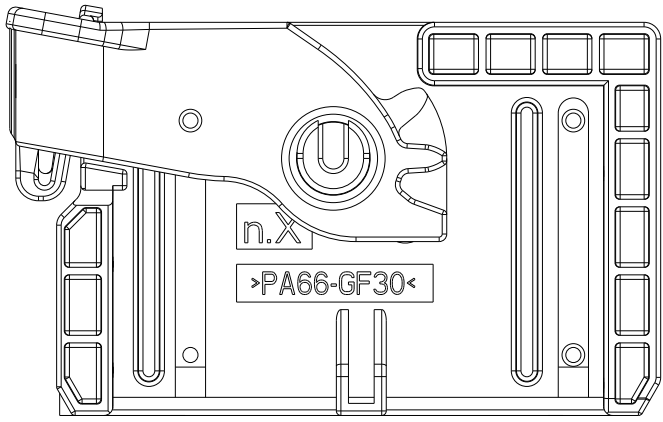
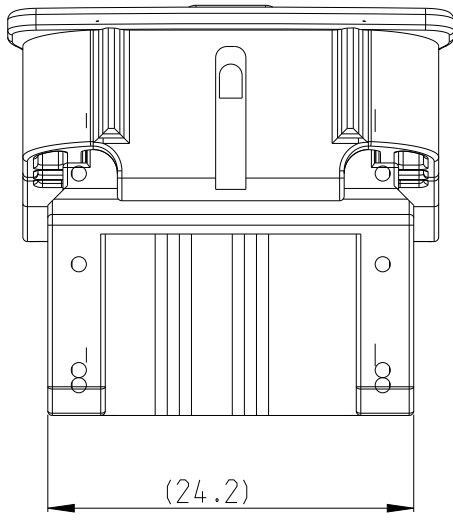
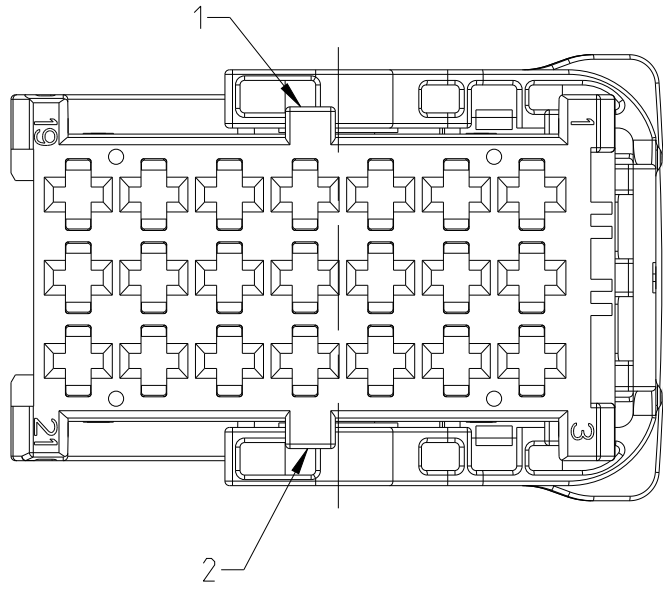
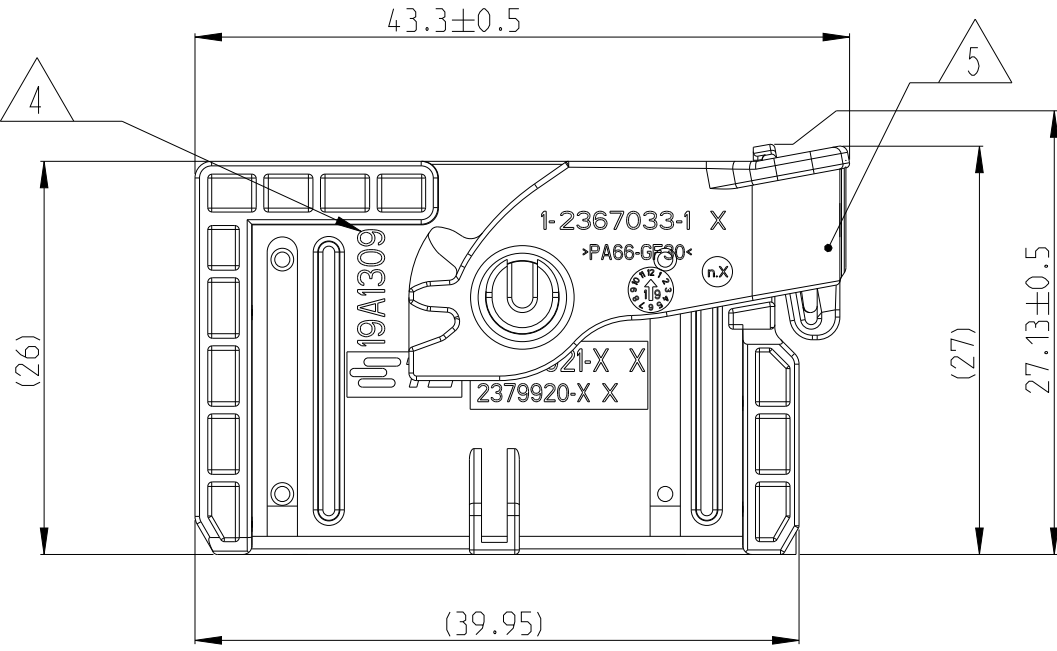
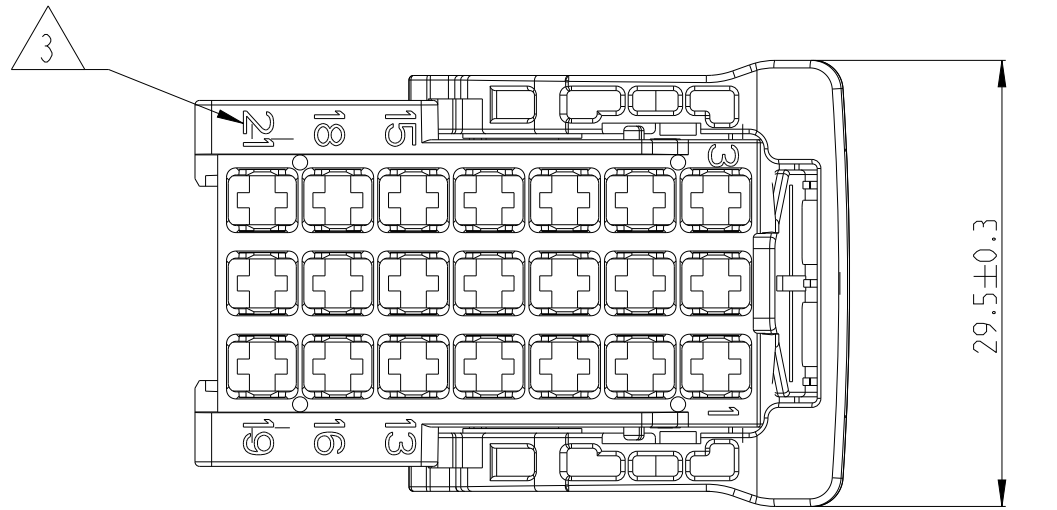


CODING A 2379921-1 SHOWN AS



- NOTES:
- THIS PLUG MATES WITH TAB HOUSING 2379922-X. (X=1, 2, 3, 4 FOR VARIOUS CODE).
 - MATERIAL: SEE TABLE.
 - IDENTIFICATION FOR CABLE PINOUT.
 - AFTER FINAL ASSEMBLY, LASER MARK THE DATE CODE PER ICTAP003-MD.CHARACTER SIZE APPROX.AS SHOWN.
CHARACTER LOCATION AND ORIENTATION AS SHOWN.
DATE CODE: IDENTIFIES THE YEAR, MONTH, DAY AND HOUR OF ASSEMBLY.
SUCH AS :19A1309
19: YEAR, FIRST AND SECOND DIGITS (19=2019)
A: MONTH, THIRD DIGIT, EXCLUDING 1, A=JAN, B=FEB, C=MARCH...H=AUGUST,J=SEPTEMBER...
13: DAY, FOURTH AND FIFTH DIGITS(14=14th DAY)
09: HOUR, SIXTH AND SEVENTH DIGITS(11=11AM)
 - INSTALL LEVER ONTO HOUSING AS SHOWN.
THE ASSEMBLY PROCESS MUST NOT DAMAGE HOUSING AND LEVER.
 - SECOND LOCK NOT INCLUDED,
SUITABLE SECOND LOCK DEVICE TE PN: 2379923-1.
 - APPLICABLE TERMINAL PART NUMBERS AND WIRE SIZE SHOWN AS BELOW FOR RECOMMEND.
CONSULT TE CONNECTIVITY FOR MORE APPLICATION INFORMATION.

1-968851-1	TIN	1.5-2.5	ø 2.2-ø 3.0
1-968849-1	TIN	0.5-1.0	ø 1.4-ø 2.1
TERMINAL PN	TERMINAL PLATING	WIRE SIZE (MM2)	INSULATION WIRES OD (MM)

1	1	1	1	LEVER	PA66-GF30	YELLOW	2
1				HOUSING, CODE D	PA66-GF30	BLUE	1
	1			HOUSING, CODE C	PA66-GF30	GREEN	
		1		HOUSING, CODE B	PA66-GF30	GRAY	
			1	HOUSING, CODE A	PA66-GF30	BLACK	
*-4	*-3	*-2	*-1	PART NO	MATERIAL	COLOUR	ITEM NO
D	C	B	A	CODING			
A	A	A	A	REVISION OF EACH ASSY NO (WHEN BLANK, USE DWG REVISION)			
15.02	15.02	15.02	15.02	WEIGHT OF EACH ASSY NO. [g]			
QTY REQD PER ASSY				PARTS LIST			

THIS DRAWING IS A CONTROLLED DOCUMENT.		OWN S.ZHANG 17SEP2020	<div>TE Connectivity</div>	
DIMENSIONS:		CHK E.JIANG 17SEP2020		
mm		APVD L.YIN 17SEP2020		
TOLERANCES UNLESS OTHERWISE SPECIFIED:		PRODUCT SPEC 108-94718		
0 PLC ±0.5		APPLICATION SPEC 116-94610	NAME 21POS MCP REC HOUSING ASSY UNSEALED CONNECTOR WITH LEVER	
1 PLC ±0.3		SIZE 00779	DRAWING NO C=2379921	
2 PLC ±0.20		WEIGHT -	RESTRICTED TO	
3 PLC ±		RESTRICTED CUSTOMER	SCALE 2:1 SHEET 1 OF 1 REV A1	
4 PLC ±				
ANGLES ±5°				
FINISH				